

Foundation Programme
in Literacy, Numeracy and Skills
(FPLNS)


现代汉语


MODERN CHINESE

GRADE 7

Student's Workbook

MAHATMA GANDHI INSTITUTE
under the aegis of
MINISTRY OF EDUCATION AND HUMAN RESOURCE
Republic of Mauritius





Foundation Programme
in Literacy, Numeracy and Skills
(FPLNS)

现代汉语
MODERN CHINESE
GRADE 7
Student's Workbook

MAHATMA GANDHI INSTITUTE
under the aegis of
MINISTRY OF EDUCATION AND HUMAN RESOURCE
Republic of Mauritius

2026

ACKNOWLEDGEMENT

OVERALL COORDINATOR

Mr Gangadharsing SOOKLALL

Senior Lecturer & Head,
School of Indian Studies

COORDINATOR

Mrs Priscille NG CHEONG SANG XU

Senior Lecturer & Head,
Department of Chinese Studies,
School of Mauritian and Area Studies

PANEL MEMBER

Mrs Jiunn Ing KON KAM KING

Former Senior Lecturer,
Department of Chinese Studies,
School of Mauritian and Area Studies

Mrs Ni Yi LIM TING CHUNG

Educator (Secondary)

Mrs Xue Hui CHUNG FA

Educator (Secondary)

QUALITY ASSURANCE VETTING AND TEAM

Dr Vedika M. HURDOYAL-CHEKHORI

Associate Professor & Head,
Centre for Quality Assurance

Ms Aiai ZHAO

Volunteer Chinese Teacher

Mrs N GOPAUL

Senior Lecturer & Head,
Department of Sculpture,
School of Fine Arts

Mrs Brinda HURNAUTH RAMNARAIN

Educator English,
MGISS

GRAPHIC DESIGN TEAM

Mr Keshrajsingh LOKHUN

Ms Bibi Farhana MOOLKEEA

Ms Girvanee Suraksha HOSANEE

Ms Raheesah Mahomed Osman BEEHARRY

Mr Girish NEEDHOO

Mrs Vaneeta JATOOA-GHOORBIN

Mrs Aruna DALLIAH JOOTUN

Ms Nivedita RAMLOWAT

2026

ISBN 978-99949-54-99-5

Foreword

It gives me great pleasure to present this series of Educator's Guidelines and Student's Workbooks developed by the Mahatma Gandhi Institute under the Foundation Programme in Literacy, Numeracy and Skills (FPLNS). These publications reflect our sustained commitment to strengthening foundational education while promoting the linguistic and cultural heritage that forms an essential part of the Mauritian identity.

The FPLNS constitutes a major national initiative aimed at consolidating core competencies and equipping Grade 7-9 FPLNS learners with essential skills for meaningful participation in society. Within this framework, the inclusion of Asian Languages (Hindi, Urdu, Tamil, Telugu, Marathi, and Modern Chinese) together with the Performing Arts subjects of Indian Music (Vocal and Instrumental) and Indian Dance, reaffirms the importance of culturally grounded and holistic learning. Asian Languages and the Performing Arts serve not only as academic disciplines, but also as vital instruments for communication, creativity, and identity formation.

The Mahatma Gandhi Institute has, for over five decades, served as a centre of excellence in the promotion of Asian languages, culture, and the performing arts in Mauritius. These materials are the result of our continuous scholarly engagement, pedagogical innovation, and collaborative effort among subject specialists, educators, and curriculum designers dedicated to meeting the evolving needs of our learners.

These resources have been carefully designed to align with the competency-based orientation of the FPLNS. They seek not only to enhance linguistic proficiency and artistic skills, but also to foster values of discipline, perseverance, intercultural understanding, and respect for diversity. In doing so, they reflect the broader educational philosophy that learning must cultivate both intellectual growth and ethical citizenship.

I wish to place on record my sincere appreciation to all contributors who have worked diligently on this project. It is my firm belief that these Educator's Guidelines and Student's Workbooks will serve as effective instruments in nurturing confident, competent, and culturally rooted learners, thereby advancing the national vision of inclusive and holistic education.

Director

Mahatma Gandhi Institute

Preface

The inclusion of Asian Languages - Hindi, Urdu, Tamil, Telugu, Marathi, and Modern Chinese - in the Foundation Programme in Literacy, Numeracy, and Skills (FPLNS), perpetuates the national educational philosophy of sustaining and promoting these languages as essential components of the students' functional language repertoire as citizens of multicultural and multilingual Mauritius. Moreover, considering their rising international prominence, basic communication skills in these languages will also be an important asset for the students in an increasingly globalised workplace on the island and abroad.

The Teaching and Learning Syllabus (TLS) for each Asian Language percolates from the overarching FPLNS philosophy and adopts a competency-based approach to language learning with focus on development of functional communication skills. The philosophy embraces a learner-centered methodology that values learner diversity in terms of backgrounds, preferences, needs and motivations. These objectives and methodology have been translated into a set of complementary resources comprising an 'Educator's Guidelines' and a dedicated 'Student's Workbook' for each grade accompanying students towards the successful completion of the FPLNS.

The Student's Workbook for each grade comprises seven thematic units enabling students to develop a basic vocabulary and communication skills in functional areas related to their immediate environment, nature, music and entertainment, celebrations and festivals, as well as ethics and values. The same themes have been used across the three grades with a view to allowing students the opportunity to scaffold on acquired vocabulary and skills in line with the TLS. The Grade 7 Workbook proposes a series of engaging activities grounded in real-life contexts related to topics such as 'Know Myself', 'My School', 'Weather', 'Domestic Animals', 'Musical Instruments', 'Birthday Celebration', and 'Basic Ethics' which will be covered across the school year.

The panel's primary goal has been to guide and support the development of competencies in areas such as listening with understanding, speaking with confidence, reading with comprehension, writing independently, and using ICT to support learning in Asian Languages. Fellow Educators will appreciate that each unit includes clearly defined learning outcomes, a variety of engaging activities, and proposed additional ones. A diverse range of exercises has been designed to cater to different competencies and learning styles. Assessment guidelines have been provided and supplementary support including links to digital learning resources have been suggested for out-of-the-box skills consolidation endeavours.

The panel's suggestions for implementing the learning activities are presented as conversations with the Educators in their guidelines. While these demonstrate the humble efforts by the panel, the latter relies on the deep understanding of the on-site teacher's appreciation and judgement to adapt and innovate, ensuring alignment with the needs of each individual learner in the classroom.

We wish to thank the Ministry of Education and Human Resource especially the core FPLNS technical team for their guidance. We extend our gratitude to the MIE FPLNS team for the consultations. Special mention for all Asian Languages panel members, graphic design team, vetters, administrative support team and the management of the Mahatma Gandhi Institute for the dedicated efforts and support in the materialisation of the project.

The Asian Languages Coordinators' Team

Table of content

Theme 1: Me: Know Myself	1-15
Theme 2: My Immediate Environment: My School	16-28
Theme 3: Nature and Environment: Weather.....	29-39
Theme 4: Animals and Birds: Domestic Animals	40-53
Theme 5: Music and Entertainment: Musical Instruments..	54-75
Theme 6: Celebrations and Festivals: Birthday Celebration	76-96
Theme 7: Ethics and Values: Basic Ethics.....	97-112
Table of Chinese Initials and Finals	113-114

Theme 1: Me Know Myself Activities

Activity 1: Listen and repeat.

Activity 2: Read the vocabulary words.

Activity 3: Draw and label your family tree.

Activity 4: Draw/paste your picture and speak about yourself.

Activity 5: Spell and read aloud.

Activity 6: Matching.

Activity 7: Read and match the sentences.

Activity 8: Read and label the body parts.

Activity 9: Introduce yourself.

Activity 1: Listen and repeat.

我赞美我自己，
歌唱我自己，
我所讲的一切，
将对你们也一样适用。

我在这里生长，
我的父母在这里生长，
他们的爷爷奶奶
也同样在这里生长。

我十几岁了，
身体相当健康，
我认为应该享受
每一分钟的快乐时光。

我是个乐观的小孩，
我只有快乐，
才会感到阳光是那么灿烂，
蓝天是那么的晴朗。

追求快乐的人是不断争取的，
希望在每一天里，
我可以选择开开心心地过！

Wǒ zànměi wǒ zìjǐ,
gēchàng wǒ zìjǐ,
wǒ suǒ jiǎng de yīqiè,
jiāng duì nǐmen yě yīyàng shìyòng.

Wǒ zài zhèlǐ shēngzhǎng,
wǒ de fùmǔ zài zhèlǐ shēngzhǎng,
tāmen de yéye nǎinai
yě tóngyàng zài zhèlǐ shēngzhǎng.

Wǒ shí jǐ suì le,
shēntǐ xiāngdāng jiànkāng,
wǒ rènwéi yīnggāi xiǎngshòu
měi yī fēnzhōng de kuàilè shíguāng.

Wǒ shì gè lèguān de xiǎohái,
wǒ zhǐyǒu kuàilè,
cái huì gǎndào yángguāng shì nàme cǎnlàn,
lántiān shì nàme de qínglǎng.

Zhuīqiú kuàilè de rén shì bùduàn zhēngqǔ de,
xīwàng zài měi yī tiān lǐ,
wǒ kěyǐ xuǎnzé kāikāixīnxīn de guò!

Other similar resources are available through the following links:

<https://www.youtube.com/watch?v=vkT8e-udkGY>

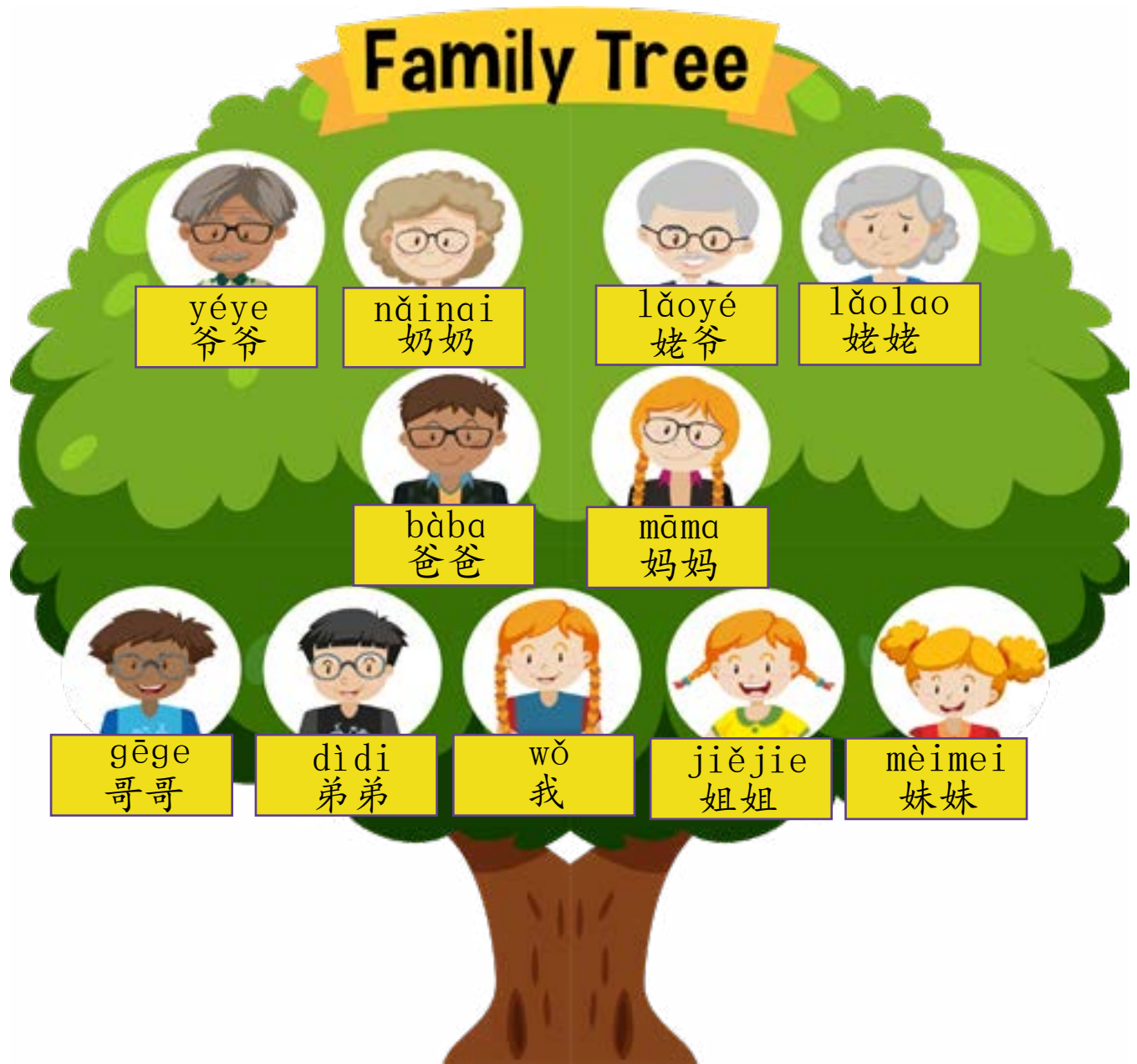
<https://www.youtube.com/watch?v=utNfVbfX8bs>

Activity 2: Read the vocabulary words.



名字	míng+zì	=	míngzì
地址	dì+zhǐ	=	dìzhǐ
父母	fù+mǔ	=	fùmǔ
家庭	jiā+tíng	=	jiātíng
家	jiā	=	jiā
学校	xué+xiào	=	xuéxiào
乡村	xiāng+cūn	=	xiāngcūn
城市	chéng+shì	=	chéngshì
国家	guó+jiā	=	guójiā


Activity 3: Draw and label your family tree.



Draw and label your family tree here.

A large empty rectangular box with a thin blue border, intended for drawing and labeling a family tree.

Activity 4: Draw/paste your picture and speak about yourself.



1. 你叫什么名字? Nǐ jiào shénme míngzì?
2. 你多大了? Nǐ duōdà le?
3. 你什么时候出生的? Nǐ shénme shíhou chūshēng de?
4. 你住在哪儿? Nǐ zhù zài nǎr?
5. 你有几个哥哥弟弟? Nǐ yǒu jǐ gè gēge dìdì?
6. 你有几个姐姐妹妹? Nǐ yǒu jǐ gè jiějie mèimei?

Activity 5: Spell and read aloud.



做饭

zuòfàn



骑自行车

qí zìxíngchē



踢足球

tī zúqiú



看书

kànshū



唱歌

chànggē



跳舞

tiàowǔ



看电视

kàn diànshì



游泳

yóuyǒng

Activity 6: Matching.

1. 妈妈给植物浇水。



2. 我在海里游泳。



3. 哥哥踢足球。



4. 妹妹画了一只猫。



5. 爸爸唱了一首歌。



Activity 7: Read and match the sentences.

Days of the week	
Monday	星期一
Tuesday	星期二
Wednesday	星期三
Thursday	星期四
Friday	星期五
Saturday	星期六
Sunday	星期天/星期日

The Educator may access the audio-visual version of the above song through this link:

https://www.youtube.com/watch?v=_rzf4qp-DXg

1. 星期一我踢足球。
2. 星期二我给植物浇水。
3. 星期三我洗碗。
4. 星期四我切菜。
5. 星期五我打扫房子。
6. 星期六我和家人出去玩。
7. 星期天我在家休息。

Matching

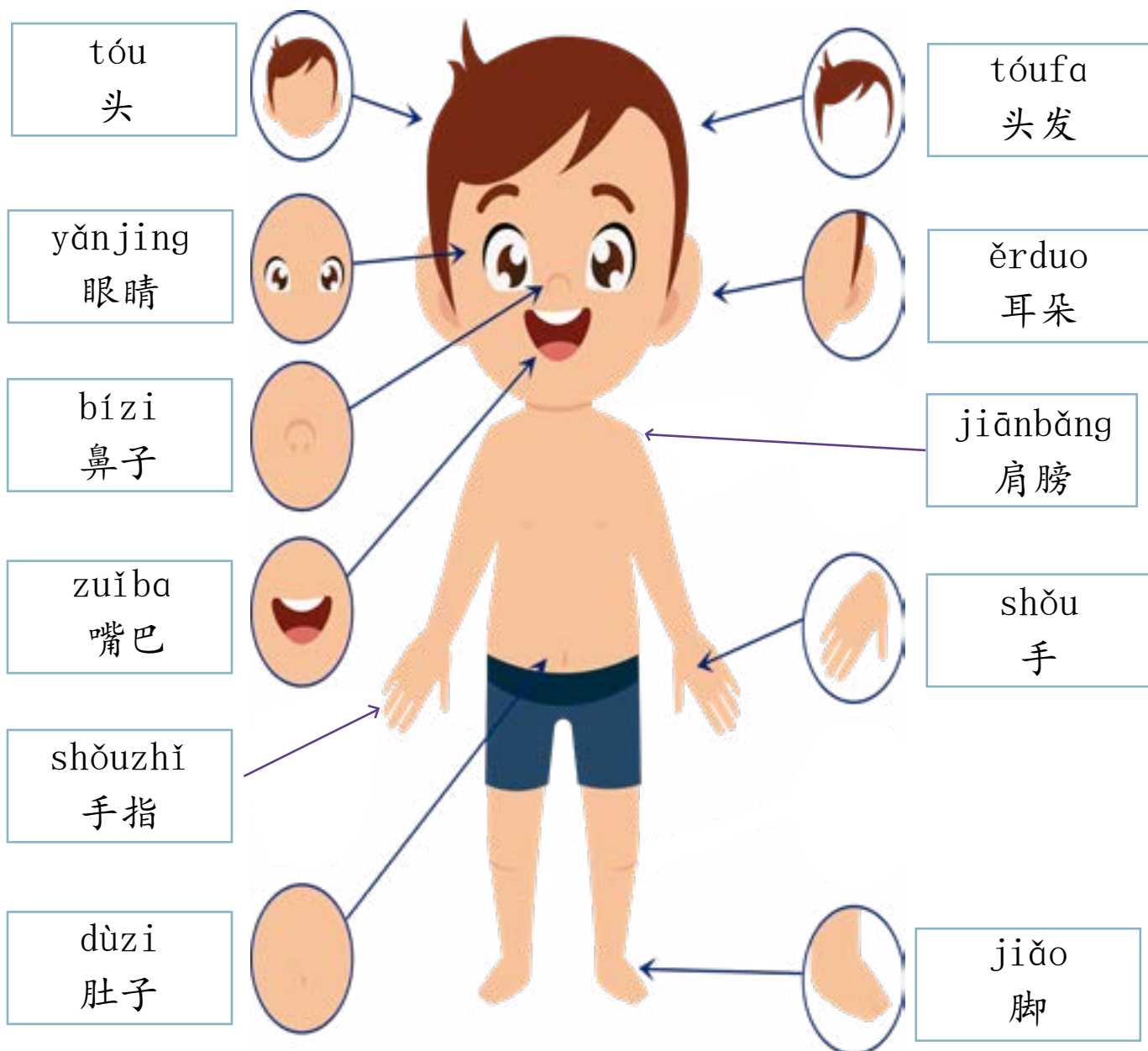
Column A	Column B
星期一	我给植物浇水。
星期二	我打扫房子。
星期三	我切菜。
星期四	我在家休息。
星期五	我和家人出去玩。
星期六	我洗碗。
星期天	我踢足球。


Activity 8: Read and label the body parts.

The Educator may access the audio-visual version of the song through these links:

<https://www.youtube.com/watch?v=T8AFKpKJLvs>

<https://www.youtube.com/watch?v=XA8KdcuedRA>







jiānbǎng

肩膀



dùzi

肚子



yǎnjing

眼睛



jiǎo

脚



bízi

鼻子



tóu

头



tóufa

头发



ěrduo

耳朵



shǒu

手



zuǐba

嘴巴



shǒuzhǐ

手指

Activity 9: Introduce yourself.



你好！我叫美丽。我十二岁了。我上七年级。
我住在乡村/城镇/城市。我喜欢看书。我有很多
朋友。谢谢！

你好！我叫_____。我_____岁了。我上
_____年级。我住在_____。我喜欢_____。我
有很多_____。谢谢！

Theme 2: My Immediate Environment

My School

Activities

Activity 1: Listen and repeat.

Activity 2: Read and practise.

Activity 3: Matching.

Activity 4: Read the sentences.

Activity 5: Read and write the words.

Activity 6: Fill in the blanks.

Activity 7: Read and copy the words.

Activity 8: Rearrange the words.

Activity 9: Fill in the blanks.

Activity 10: Role Play.

Activity 1: Listen and repeat.

Shàngxué gē 《上学歌》

太阳当空照， Tàiyáng dāng kōng zhào,
花儿对我笑， huā' ér duì wǒ xiào,
小鸟说：“早早早， xiǎoniǎo shuō: “Zǎo zǎo zǎo,
你为什么背上小书包？” nǐ wèishénme bēi shàng xiǎo shūbāo?”
我去上学校， Wǒ qù shàng xuéxiào,
天天不迟到。 tiāntiān bù chídào.
爱学习，爱劳动， Ài xuéxí, ài láodòng,
长大要为人民立功劳！ zhǎngdà yào wèi rénmin lì gōngláo!

The Educator may access the audio-visual version of the above song through this link:

《上学歌》：https://www.youtube.com/watch?v=allsluQYUrg&list=RDallsluQYUrg&start_radio=1


Other similar resources are available through the following links:

Confucius Institute Online (孔子学院总部官网) 的“Kids Chinese”栏目
搜索“My School”或“School Life”可得配套音频与图文：<http://zwlmc.class.chineseplus.net/dist/#/home>

《我的学校》歌：https://www.youtube.com/watch?v=2D-R8VwHTmQ&list=RD2D-R8VwHTmQ&start_radio=1

《一起去学校》歌：<https://www.youtube.com/watch?v=r1z8L5hVtKo>

Activity 2: Read and practise.



操场

图书馆

教室

食堂

花园

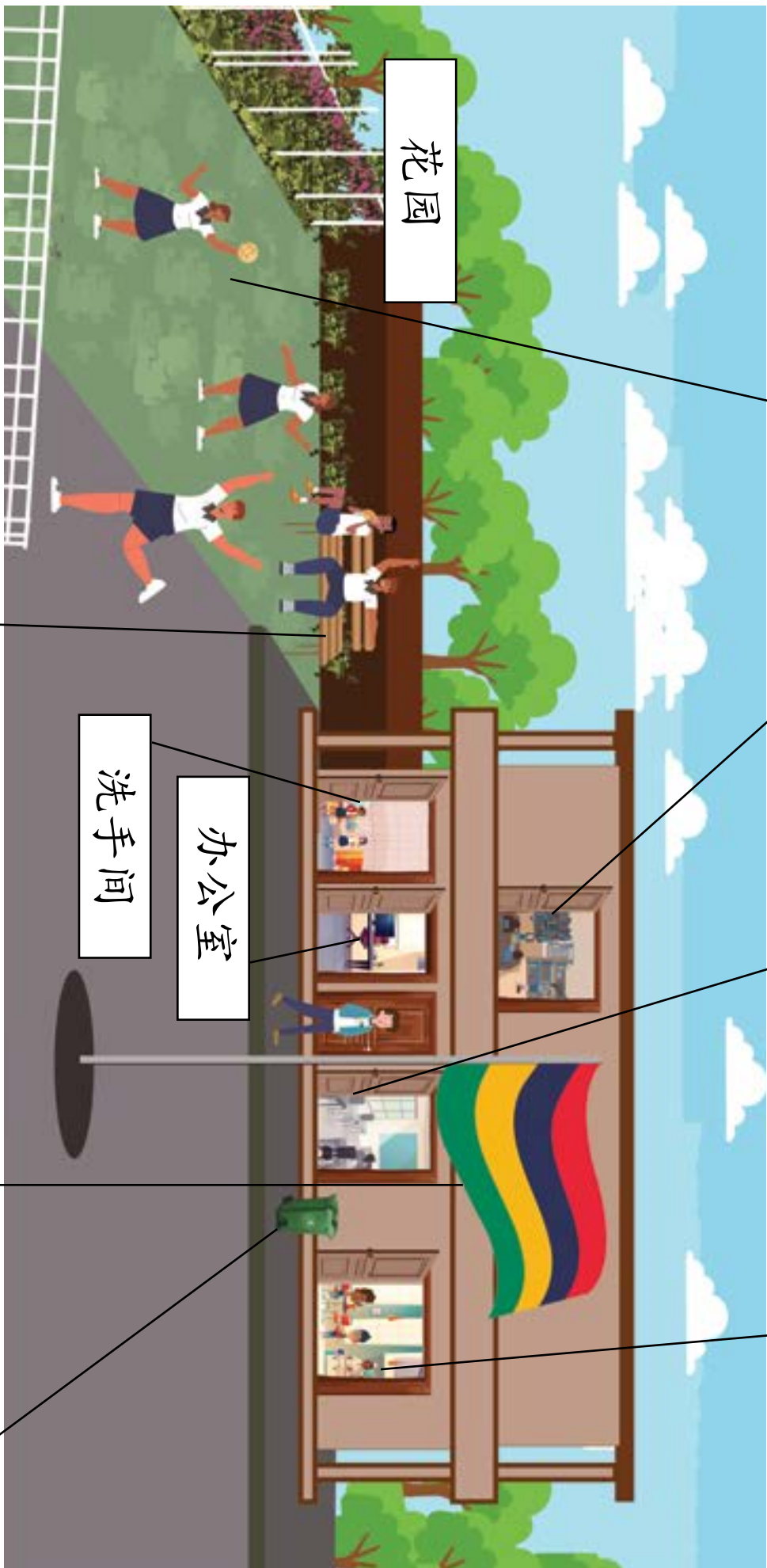
办公室

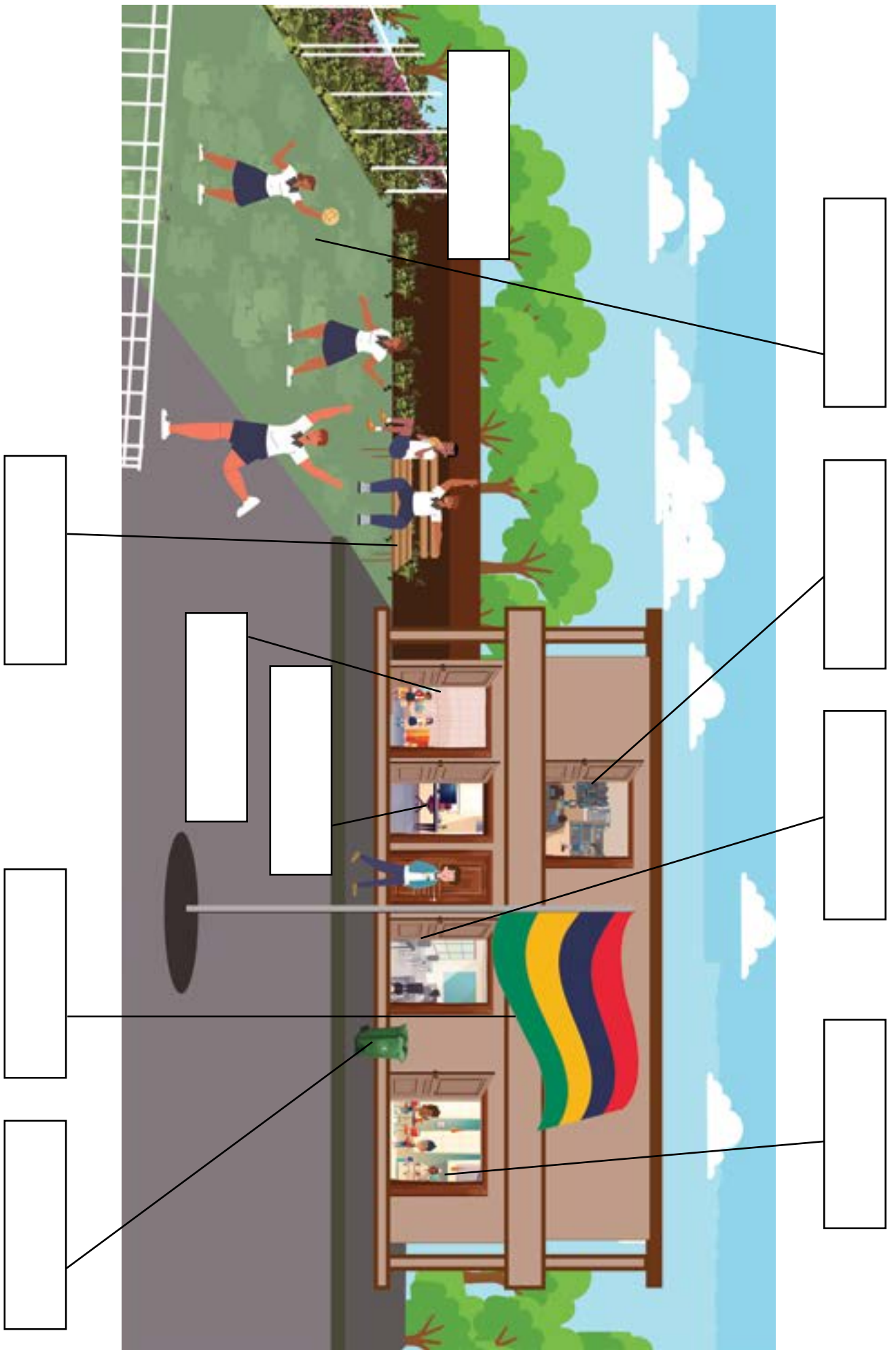
洗手间

长凳

国旗

垃圾箱





Activity 3: Matching.

图书馆



国旗



食堂



操场



长凳



垃圾箱



Activity 4: Read the sentences.

1. 穿整洁、合适的校服。
2. 按时到校。
3. 尊重学校里的每一个人。
4. 上课时认真听老师讲课。
5. 每天完成作业。
6. 保持校园干净整洁。

Activity 5: Read and write the words.



校服 xiào+fú = _____、_____


尊重 zūn+zhòng = _____、_____

老师 lǎo+shī = _____、_____

教室 jiào+shì = _____、_____

作业 zuò+yè = _____、_____

Activity 6: Fill in the blanks.



1. _____ 教我们中文。（老师、操场）
2. _____ 里有很多书。（老师、图书馆）
3. 我们在_____ 买小吃。（操场、食堂）
4. 我们在_____ 上踢足球。（操场、教室）
5. 我们坐在_____ 里学习。（食堂、教室）

Activity 7: Read and copy the words.



1. 教室 _____、 _____、 _____

2. 图书馆 _____、 _____、 _____

3. 教师 _____、 _____、 _____

4. 校园 _____、 _____、 _____

5. 校长 _____、 _____、 _____

6. 朋友 _____、 _____、 _____

Activity 8: Rearrange the words.



1. 去、她、学校

-----°

2. 讲、他、中文

-----°

3. 足球、踢、我们

-----°

4. 是、我的、这、教室

-----°

5. 看、在、学生、书

-----°

6. 很、学校、我的、大

-----°

7. 我的、喜欢、我、老师

-----°

Activity 9: Fill in the blanks.

1. 我叫李小龙。
2. 我穿干净的校服。
3. 我按时到校。
4. 我听老师的话。
5. 我在本子上写字。
6. 我吃面包、喝水。
7. 我尊重学校里的每一个人。

1. 我_____李小龙。
2. 我穿干净的_____。
3. 我按时_____。
4. 我听_____的话。
5. 我在本子上_____。
6. 我吃_____、喝_____。
7. 我_____学校里的每一个人。

Activity 10: Role Play.

学生：老师，您好。

老师：你们好，坐下吧。

学生：谢谢老师！

老师：你们好吗？

学生：我们很好。

老师：请打开你们的中文书。

学生：老师，今天上哪一课？

老师：《我的学校》。

学生：太好了！我喜欢我的学校。

老师：好。那我们先读课文，然后一起参观校园。

学生：好的，谢谢老师！

Theme 3: Nature and Environment

Weather

Activities

Activity 1: Listen and repeat.

Activity 2: Trace the words.

Activity 3: Classify the words.

Activity 4: Matching.

Activity 5: My Weather Journal.

Activity 6: Form words.

Activity 7: Fill in the blanks.

Activity 8: Fill in the blanks.

Activity 9: Write the appropriate words and form sentences.

Activity 10: Answer the questions.

Activity 1: Listen and repeat.



天气歌	Tiānqì Gē
今天天气怎么样?	Jīntiān tiānqì zěnmeyàng?
怎么样? 怎么样?	Zěnmeyàng? Zěnmeyàng?
晴天, 晴天, 今天晴天。	Qíngtiān, qíngtiān, jīntiān qíngtiān.
今天是晴天。	Jīntiān shì qíngtiān.
今天天气怎么样?	Jīntiān tiānqì zěnmeyàng?
怎么样? 怎么样?	Zěnmeyàng? Zěnmeyàng?
阴天, 阴天, 今天阴天。	Yīntiān, yīntiān, jīntiān yīntiān.
今天是阴天。	Jīntiān shì yīntiān.
今天天气怎么样?	Jīntiān tiānqì zěnmeyàng?
怎么样? 怎么样?	Zěnmeyàng? Zěnmeyàng?
刮风, 刮风, 今天刮风。	Guāfēng, guāfēng, jīntiān guāfēng.
今天是刮风天。	Jīntiān shì guāfēng tiān.
今天天气怎么样?	Jīntiān tiānqì zěnmeyàng?
怎么样? 怎么样?	Zěnmeyàng? Zěnmeyàng?
下雨, 下雨, 今天下雨。	Xià yǔ, xià yǔ, jīntiān xià yǔ.
今天是下雨天。	Jīntiān shì xià yǔ tiān.
今天天气怎么样?	Jīntiān tiānqì zěnmeyàng?
怎么样? 怎么样?	Zěnmeyàng? Zěnmeyàng?
下雪, 下雪, 今天下雪。	Xià xuě, xià xuě, jīntiān xià xuě.
今天是下雪天。	Jīntiān shì xià xuě tiān.

The Educator may access the audio-visual version of the above song through this link:

https://youtu.be/ML_h4DdThAw

Another similar resource is available at the following link:

<https://youtu.be/HQIeK8ZeJME?list=RDHQIeK8ZeJME>

Activity 2: Trace the words.



tàiyáng 太阳 太阳



xià yǔ 下雨 下雨



yuèliang 月亮 月亮




fēng 风 风



tiānkōng 天空 天空



yún 云 云



lěng 冷 冷



rè 热 热



dàhǎi 大海 大海



dìqiú 地球 地球



xīngxing 星星 星星





jùfēng 飓风 飓风

Activity 3: Classify the words.



(太阳、雨、云、冷、热、飓风、伞)

夏天 	冬天 

Activity 4: Matching.

Column A

1. 这是晴天。

2. 刮风了。

3. 天气好热。

4. 多云天气。

5. 天气好冷。

6. 今天是雨天。

Column B








Activity 5: My Weather Journal.



年: _____		月: _____	
第几周	星期几	日期	今天天气怎么样?
第一周	例如: 星期一	今天是晴天。
	星期二		
	星期三		
	星期四		
	星期五		
第二周	星期一		
	星期二		
	星期三		
	星期四		
	星期五		
第三周	星期一		
	星期二		
	星期三		
	星期四		
	星期五		
第四周	星期一		
	星期二		
	星期三		
	星期四		
	星期五		

Activity 6: Form Words.




太阳 	t/y/àì/áng
地球 	íú/d/ì/q
白云 	ái/yún/b
大海 	ǎi/h/à/d
月亮 	l/iang/yuè

Activity 7: Fill in the blanks.

(帽子、海边、热、夏天、冰)


1. 来了。



2. 天气很.....。



3. 小文去.....。



4. 妈妈喝..... 果汁。



5. 哥哥戴了一顶.....。



Activity 8: Fill in the blanks.

(刮、很冷、屋里、热、冬天)

1. 来了。



2. 外面..... 风。



3. 小林感到.....。



4. 他待在.....。



5. 他喝..... 茶。



Activity 9: Write the appropriate words and form sentences.



夏天	冬天

1.
2.
3.
4.
5.
6.

Activity 10: Answer the questions.



1. 今天天气怎么样?

2. 你喜欢什么样的天气?

3. 这种天气你穿/戴什么?

4. 夏天你喜欢吃/喝什么?

5. 你喜欢什么时候去海边?

Theme 4: Animals and Birds

Domestic Animals

Activities

Activity 1: Listen and repeat.

Activity 2: Identify the words.

Activity 3: Cut and paste.

Activity 4: Encircle the appropriate words.

Activity 5: Write the correct alphabet/s.

Activity 6: Colour and describe the pictures.

Activity 7: Sentence reading.

Activity 8: Fill in the blanks.

Activity 9: Label the picture.

Activity 10: Describe the picture.

Activity 1: Listen and repeat.

《小猫捞鱼》

Xiǎo Māo Lāo Yú

小花猫 真调皮

Xiǎo huāmāo zhēn tiáopí

捞呀捞呀捞小鱼

Lāo ya lāo ya lāo xiǎo yú

左捞捞，右捞捞

Zuǒ lāo lāo, yòu lāo lāo

捞上一条小小鱼

Lāo shàng yī tiáo xiǎo xiǎo yú

The Educator may access the audio-visual version of the above song through this link:

https://www.bilibili.com/video/BV1xvije6EMs/?spm_id_from=333.337.search-card.all.click

Another similar resource is available at the following link:

https://www.bilibili.com/video/BV1444y1U7XX/?spm_id_from=333.337.search-card.all.click

Activity 2: Identify the words.



牛



鸡



马



狗



鱼



鸟



猫

Activity 3: Cut and paste.



猫	鱼	狗	牛	鸟	马
māo	yú	gǒu	niú	niǎo	mǎ

例如：

猫在房子上。

狗在狗窝旁边。

牛在草地上。

鸟在树上。

马在农舍前面。

鱼在池塘里。





Activity 4: Encircle the appropriate words.



例如：这只 (狗) 是黑色的。..狗.....

1. 篮子里有一只猫。

2. 牛在吃草。

3. 马在跑。

4. 鸟在飞。

5. 水里有一条鱼。

Activity 5: Write the correct alphabet/s.



牛iú (n、l)



母鸡 m..... jī
(ú、ǔ)



鱼 (yú、yù)




马.....ǎ (m、f)




猫 m..... (āo、áo)

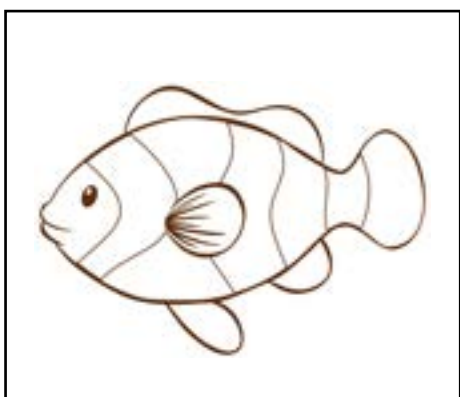
Activity 6: Colour and describe the pictures.




一头黑色的牛




一条棕色的狗



一条蓝色的鱼



一匹黑色的马



一只绿色的鸟



狗

一条狗。

这里有一条狗。

这条狗是黑色的。

这条狗在叫。



鱼

一条鱼。

这是一条鱼。

这条鱼很大。

这条鱼是蓝色的。



牛

一头牛。

这头牛是白色的。

这头牛在吃草。

这头白色的牛在吃草。

Activity 8: Fill in the blanks.

1. 这条.....  很漂亮。(鱼、狗)

2. 这匹.....  很大。(狮子、马)

3. 这是只黑色的..... 。(鸡、鱼)

4. 这头.....  是白色的。(猫、牛)

5. 这只.....  在树上。(鸟、鱼)

Activity 9: Label the picture.

(马、狗、牛、鸡、猫、鱼、鸟)



Activity 10: Describe the picture.



Theme 5: Music and Entertainment

Musical Instruments

Activities

Activity 1: Listen and repeat.

Activity 2: Identify, spell and read.

Activity 3: Cut and paste.

Activity 4: Trace the Chinese characters.

Activity 5: Read and copy the words.

Activity 6: Matching.

Activity 7: Word decoding.

Activity 8: Word formation.

Activity 9: Choose the correct Chinese Pinyin.

Activity 10: Identify the verbs.

Activity 11: Choose and write the correct Chinese characters.

Activity 12: Tick the correct word.

Activity 13: Write the correct word.

Activity 14: Dot-to-dot drawing and colouring.

Activity 15: Word search puzzle.

Activity 16: Picture description and oral questions.

Activity 1: Listen and repeat.



《两只老虎》

《Liǎng Zhī Lǎohǔ》

两只老虎，两只老虎

Liǎng zhī lǎohǔ, liǎng zhī lǎohǔ

跑得快，跑得快

Pǎo de kuài, pǎo de kuài

一只没有眼睛，

Yī zhī méiyǒu yǎnjīng,

一只没有尾巴

yī zhī méiyǒu wěiba

真奇怪，真奇怪

Zhēn qíguài, zhēn qíguài



The Educator may access the audio-visual version of the above song through this link:

<https://youtu.be/0P0aApWogd0?feature=shared>

Activity 2: Identify, spell and read.



鼓
gǔ



钢琴
gāngqín



吉他
jítā



笛子
dízi



二胡
èrhú




小提琴
xiǎotíqín

Activity 3: Cut and paste.



乐器	数字
鼓 gǔ	6
钢琴 gāngqín	2
吉他 jítā	10
笛子 dízi	4
二胡 èrhú	8
小提琴 xiǎotíqín	12





<p>dí</p> <p>笛</p> <p>部首：竹 上下结构</p>	丨 丿 ㇇ ㇇ ㇇ ㇇ ㇇ ㇇ ㇇ ㇇ ㇇ 11画									
	笛 笛 笛 笛 笛 笛 笛 笛 笛 笛									
	(Empty grid for practice)									
(Empty row for practice)										
<p>zǐ</p> <p>子</p> <p>部首：子 独体结构</p>	一 了 子 3画									
	子 子 子 子 子 子 子 子 子 子									
	(Empty grid for practice)									

Activity 5: Read and copy the words.



钢琴

吉他

笛子

二胡

小提琴

鼓

Activity 6: Matching.



小提琴

笛子

钢琴

二胡

鼓

吉他

Activity 7: Word decoding.



鼓 gǔ
g+ǔ

.....



钢琴 gāngqín
g+āng
q+ín

.....



吉他 jítā
j+í
t+ā

.....



笛子 dízi
d+í
zi

.....



二胡 èrhú
èr
h+ú

.....



小提琴 xiǎotíqín
x+iǎo
t+í
q+ín

.....

Activity 8: Word formation.



.....

鼓



.....

琴 钢



.....

吉 他



.....

子 笛



.....

胡 二



.....

琴 提
小



Activity 9: Choose the correct Chinese Pinyin.

鼓	(gú、gǔ)
钢琴	(gāngqín、gōngqín)
吉他	(jítà、jītā)
笛子	(dízi、dìzi)
二胡	(èrhú、ērhú)
小提琴	(xiǎotíqín、xiǎotíqín)

Activity 10: Identify the verbs.



打 (dǎ) 鼓



吹 (chuī) 笛子



弹 (tán) 钢琴



弹 (tán) 吉他



拉 (lā) 小提琴



拉 (lā) 二胡

Activity 11: Choose and write the correct Chinese characters.



1. 这是小明的.....。(古、鼓、股)
2. 妈妈喜欢吉.....。(他、她、也)
3. 爷爷买了一把二.....。(糊、胡、湖)
4. 爸爸教我吹.....子。(笛、田、由)
5. 东东会弹.....琴。(刚、钢、纲)
6. 这把小提.....是谁的?(琴、琵、琶)

Activity 12: Tick the correct word.



二胡

吉他



钢琴

小提琴



笛子

小提琴



笛子

鼓



钢琴

二胡



二胡

鼓

Activity 13: Write the correct word.



1. 这是.....。



2. 这是.....。



3. 这是.....。



4. 这是.....。

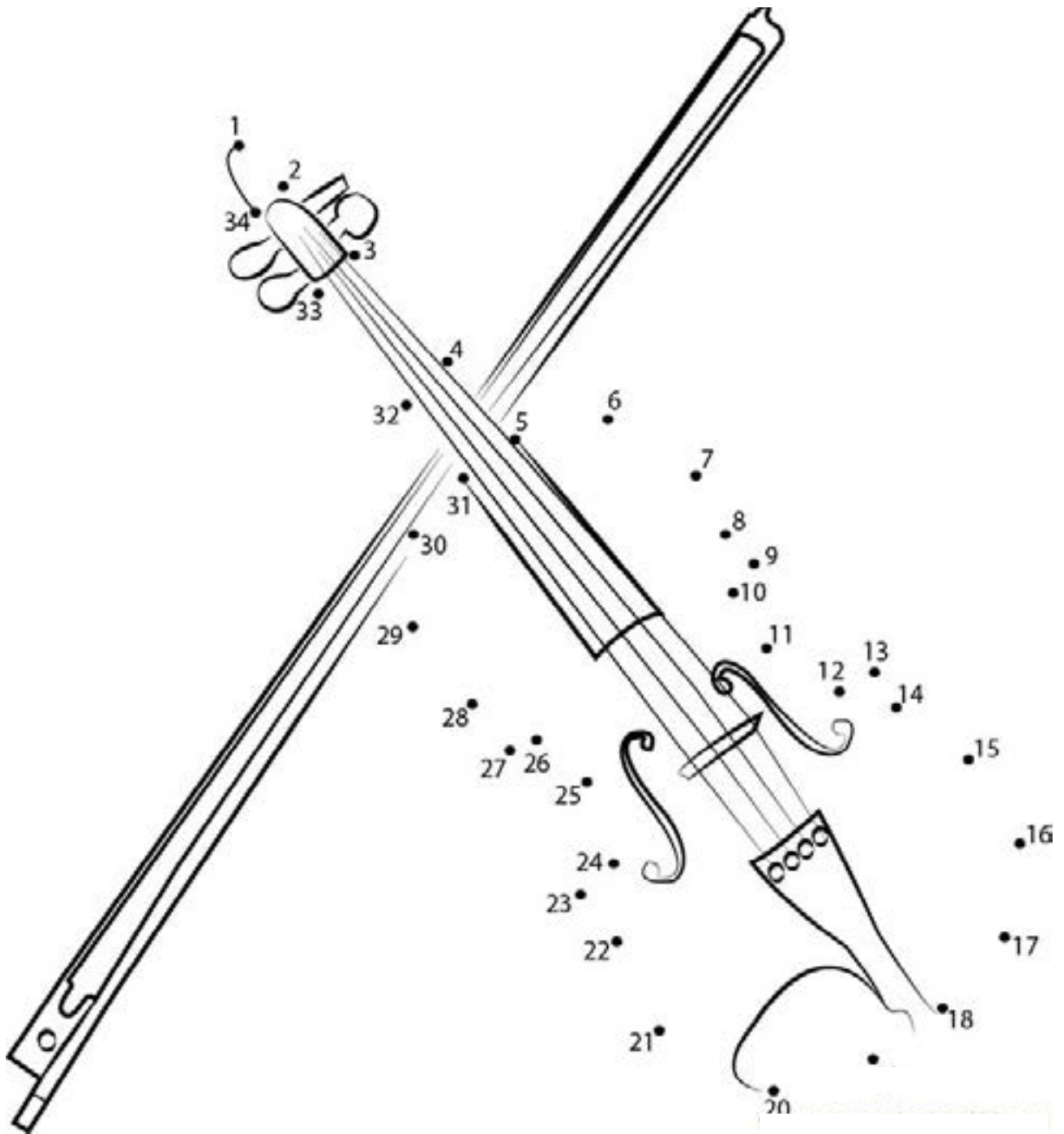



5. 这是.....。



6. 这是.....。

Activity 14: Dot-to-dot drawing and colouring.



Activity 15: Word search puzzle.

小提琴 - 钢琴 - 二胡 - 吉他 - 小鼓 - 笛子

老	小	提	琴	我	打
鼠	鼓	笛	子	吉	古
二	狮	钢	这	也	他
胡	子	她	琴	吹	笔
他	鼓	是	那	拉	弹

Activity 16: Picture description and oral questions.



这是一场音乐会的图片：

- 你看到了哪些乐器？
- 你最喜欢哪一种乐器？
- 今年的音乐节是什么时候？
- 你们学校庆祝音乐节吗？
- 音乐节那一天你会表演什么节目？
- 你喜欢唱歌还是跳舞？

Theme 6: Celebrations and Festivals

Birthday Celebration

Activities

Activity 1: Listen and repeat.

Activity 2: Identify the words through pictures.

Activity 3: Cut and paste.

Activity 4: Spell and practise.

Activity 5: Rearrange the alphabets.

Activity 6: Matching.

Activity 7: Trace the words.

Activity 8: Cut and play.

Activity 9: Fill in the blanks.

Activity 10: Read and answer the questions.

Activity 11: Design a birthday invitation card.

Activity 12: Fill in the blanks and match.

Activity 13: Learn the numerals.

Activity 14: Read the birthday-related terms.

Activity 1: Listen and repeat.

生日歌

祝你生日快乐 Zhù nǐ shēngrì kuàilè

祝你生日快乐 Zhù nǐ shēngrì kuàilè

祝你生日快乐 Zhù nǐ shēngrì kuàilè

祝你生日快乐 Zhù nǐ shēngrì kuàilè

The Educator may access the audio-visual version of the above song through this link:

https://www.youtube.com/watch?v=YaK7YEmuno8&list=RDYaK7YEmuno8&start_radio=1

Activity 2: Identify the words through pictures.



shēngrì
生日



dàngāo
蛋糕



qìqiú
气球



làzhú
蜡烛



kèrén
客人



lǐwù
礼物



huā
花



xǔyuàn
许愿



zhùfú
祝福



dāo
刀



pāizhào
拍照

Activity 3: Cut and paste.





蜡烛



礼物



气球



客人/朋友



蛋糕



刀



花

Activity 4: Spell and practise.



生日 shēngrì

sh+ēng = shēng rì

蛋糕 dàngāo

d+àn = dàn g+āo = gāo

气球 qìqiú

q+ì = qì q+iú = qiú

蜡烛 làzhú

l+à = là zh+ú = zhú

礼物 lǐwù

l+iǐ = lǐ wù

客人 kèrén

k+è = kè r+én = rén

花 huā

h+uā = huā

许愿 xǔyuàn

x+ǔ = xǔ yuàn

刀 dāo

d+āo = dāo

祝福 zhùfú

zh+ù = zhù f+ú = fú

拍照 pāizhào

p+āi = pāi zh+ào = zhào

Activity 5: Rearrange the alphabets.



生日

sh rì
ēng

.....



礼物

ǐ wù l

.....



客人

k r è
én

.....



蜡烛

zh l
ú à

.....



气球

iú ì
q q

.....

Activity 6: Matching.



蛋糕很大。



桌子上有个礼物。



气球是红色的。



花很漂亮。



客人在唱歌。

Activity 7: Trace the words.



生日快乐

生日快乐

Activity 8: Cut and play.

Instructions / Rules of the Memory Game:

Cut out the set of 10 cards: pictures(5) and phrases(5).

1. Shuffle the cards and place them face down on the table.
2. The first player turns over two cards.
3. If the picture matches the phrase, the player keeps them and gets another turn.
4. If they do not match, the cards are turned back over, and it becomes the next player's turn.
5. The player with the most matched pairs at the end wins.



大蛋糕

红色的气球

蓝色的花

小礼物

黄色的蜡烛

Activity 9: Fill in the blanks.



蜡烛 zhú (lā、là)

气球 qì..... (jiǔ、qiú)

客人 kè..... (rén、réng)

蛋糕 dàn..... (tāo、gāo)

生日 shēng..... (zì、rì)

花 h..... (uō、uā)

刀 d..... (āo、oā)

祝福 zhùf..... (ú、ù)



1. 谁的生日?
2. 他将要多大了?
3. 什么时候是他的生日?
4. 生日会几点开始?
5. 在哪儿庆祝生日?









我的生日

1. 谁的生日?
2. 多大了?
3. 生日是什么时候?
4. 生日会在哪儿举行?
5. 几点?

Prepare a birthday invitation card 准备一张生日邀请卡

Activity 12: Fill in the blanks and match.


Colour Chart	Names
	红色
	蓝色
	黄色

Colour Chart	Names
	绿色
	白色
	黑色

气球是_____的。



蜡烛是_____的。



花是_____的。



吉他是_____的。



海是_____的。



Activity 13: Learn the numerals.



Number	Write the numbers in Chinese Pinyin	Numbers in Chinese Characters	Copy the numbers in Chinese Characters
1		一	
2		二	
3		三	
4		四	
5		五	
6		六	
7		七	
8		八	
9		九	
10		十	
11		十一	
12		十二	
13		十三	
14		十四	
15		十五	

Activity 14: Read the birthday-related terms.



挂灯笼



点蜡烛



许愿



生日快乐



谢谢



祝您身体健康



全家福



吃长寿面和鸡蛋



祝你用餐愉快

Theme 7: Ethics and Values

Basic Ethics

Activities

Activity 1: Listen and repeat.

Activity 2: Listen and read the words.

Activity 3: Read the sentences.

Activity 4: Choose the correct words and fill in the blanks.

Activity 5: Matching.

Activity 6: Trace the words.

Activity 7: Encircle the correct icon.

Activity 8: Choose the correct answer.

Activity 9: Categorise the behaviours.

Activity 10: Cut and paste.

Activity 1: Listen and repeat.



说话有礼貌，	Shuōhuà yǒu lǐmào,
见人说“你好”。	jiàn rén shuō “nǐhǎo” .
不抢也不吵，	Bù qiǎng yě bù chǎo,
大家都欢喜。	dàjiā dōu huānxǐ.
东西不乱拿，	Dōngxi bù luàn ná,
骗人不可以。	piàn rén bù kěyǐ.
帮人做点事，	Bāng rén zuò diǎn shì,
快乐在心里。	kuàilè zài xīnlǐ.
天天做好事，	Tiāntiān zuò hǎo shì,
人人来夸你，	rén rén lái kuā nǐ,
做个好孩子，	zuò gè hǎo háizi,
世界更美丽。	shìjiè gèng měilì.

Other similar resources are available through the following links:

https://www.youtube.com/watch?v=rhXStk7cspk&list=RDrhXStk7cspk&start_radio=1
https://www.youtube.com/watch?v=hKq8X36Q34s&list=RDhKq8X36Q34s&start_radio=1

Activity 2: Listen and read the words.



1. 你好! Nǐhǎo! _____
2. 微笑 wēixiào _____
3. 听话 tīnghuà _____
4. 谢谢 xièxie _____
5. 尊敬 zūnjìng _____
6. 原谅 yuánliàng _____
7. 道歉 dàoqiàn _____
8. 帮助 bāngzhù _____
9. 分享 fēnxiǎng _____
10. 聆听 língtīng _____

Activity 3: Read the sentences.



1. 早上我很早起床。
2. 我整理我的床。
3. 我对家人说：“早上好！”
4. 我刷牙。
5. 我洗澡。
6. 我穿干净的校服。
7. 我吃早餐。
8. 我准时到学校。
9. 在学校我对老师和同学们说：“早上好！”

Activity 4: Choose the correct words and fill in the blanks.



洗澡 老师 很早 早上好
吃 刷 整理 校服 学校

1. 早上我.....起床。
2. 我.....我的床。
3. 我对家人说：“.....！”
4. 我.....牙。
5. 我.....。
6. 我穿干净的.....。
7. 我.....早餐。
8. 我准时到.....。
9. 在学校我对.....和同学们说：“早上好！”

Activity 5: Matching.

善良 shànlíáng



尊重 zūnzhòng



帮助 bāngzhù



分享 fēnxiǎng



责任 zérèn



Activity 6: Trace the words.



gōngpíng

公平

gōngpíng

公平

gōngpíng

公平

shànliáng

善良

shànliáng

善良

shànliáng

善良

chéngshí

诚实

chéngshí

诚实

chéngshí

诚实

fēnxiǎng

分享

fēnxiǎng

分享

fēnxiǎng

分享

yǒuyì

友谊

yǒuyì

友谊


yǒuyì

友谊

Activity 7: Encircle the correct icon.

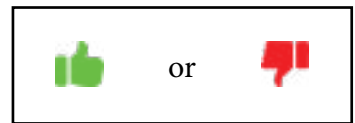
我吃饭前会洗手。

Wǒ chīfàn qián huì xǐshǒu.



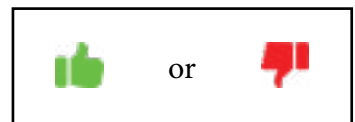
我没问就拿走了朋友的笔。

Wǒ méi wèn jiù ná zǒule péngyou de bǐ.




我离开房间时会关灯。

Wǒ líkāi fángjiān shí huì guāndēng.



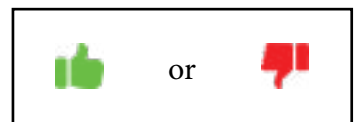
我咳嗽时没捂嘴。

Wǒ késou shí méi wǔ zuǐ.



我把垃圾扔进垃圾箱。

Wǒ bǎ lājī rēng jìn lājī xiāng.





1. 朋友的书掉地上了。你会做什么？

Péngyou de shū diào dì shàng le.

Nǐ huì zuò shénme?

A. 我会笑话他。

Wǒ huì xiàohuà tā.

B. 我会帮他捡起来。

Wǒ huì bāng tā jiǎn qǐ lái.

C. 我会跑掉。

Wǒ huì pǎo diào.

2. 你看到同学一个人吃午饭，你会怎么做？

Nǐ kàndào tóngxué yī gè rén chī wǔfàn,

nǐ huì zěnmě zuò?

A. 不理她。

Bù lǐ tā.

B. 笑话她。

Xiàohuà tā.

C. 走过去跟她一起吃饭。

Zǒu guòqù gēn tā yīqǐ chīfàn.

3. 弟弟想玩你的玩具。你会怎么做？

Dìdi xiǎng wán nǐ de wánjù.

Nǐ huì zěnmē zuò?

A. 我会大喊大叫。

Wǒ huì dà hǎn dà jiào.

B. 我会跟弟弟一起玩。

Wǒ huì gēn dìdi yīqǐ wán.

C. 我会把玩具藏起来。

Wǒ huì bǎ wánjù cáng qǐlái.

4. 你的同学忘了带午饭。你会怎么做？

Nǐ de tóngxué wàng le dài wǔfàn.

Nǐ huì zěnmē zuò?

A. 我会跟他分享我的午饭。

Wǒ huì gēn tā fēnxiǎng wǒ de wǔfàn.

B. 我会取笑他。

Wǒ huì qǔxiào tā.

C. 我会吃自己的饭。

Wǒ huì chī zìjǐ de fàn.

5. 你看到有人把垃圾扔在地上。你会怎么做？

Nǐ kàn dào yǒu rén bǎ lājī rēng zài dìshàng. Nǐ huì zěnmě zuò?

A. 什么也不说。

Shénme yě bù shuō.

B. 告诉他把垃圾捡起来。

Gàosu tā bǎ lājī jiǎn qǐlái.

C. 默默走开。

Mòmò zǒu kāi.

Activity 9: Categorise the behaviours.



bāngzhù

帮助

sāhuǎng

撒谎

dàhǎn dàjiào

大喊大叫

chéngshí

诚实

qīpiàn

欺骗

zūnzhòng

尊重

fēnxiǎng

分享

tōuqiè

偷窃

guānxīn

关心

xìnòng

戏弄

qīlíng

欺凌

lǐmào

礼貌

dǎjià

打架

gǎnxiè

感谢

dàofair

公平

rǔmà

辱骂



Good Behaviour

好的行为



Bad Behaviour

坏的行为

Activity 10: Cut and paste.



Blank rectangular box for labeling.

Blank rectangular box for labeling.



Blank rectangular box for labeling.

Blank rectangular box for labeling.

Blank rectangular box for labeling.



zhòngshù
种树



héilǐ yòngshuǐ
合理用水



jiǎn lājī
捡垃圾


























jiéyuē yòngdiàn
节约用电



























bùyào dàshēng
bōfàng yīnyuè
不要大声播放音乐

声母表

b  bó	p  pò	m  mó	f  fó
d  de	t  tù	n  nán	l  lú
g  gē	k  kē	h  hē	
j  jī	q  qí	x  xī	
z  zì	c  cì	s  sī	
zh  zhī	ch  chí	sh  shī	r  rì
y  yī	w  wū		

韵母表

a  啊	o  喔	e  鹅	i  衣	u  乌	ü  鱼
ai  矮	ei  诶	ui  围	ao  袄	ou  鸥	iu  邮
ie  椰	üe  月	er  耳	an  安	en  摀	in  印
un  蚊	ün  云	ang  羊	eng  蜂	ing  鹰	ong  钟

ISBN 978-99949-54-99-5